



## Constant Contact Survey Results

**Survey Name:** Comprehensive Plan-Recreation

**Response Status:** Partial & Completed

**Filter:** None



2/25/2021 10:38 AM MST

---




**TextBlock:**

Goose Pasture Tarn



Would you like to see a natural, sustainable shoreline pathway around the Tarn for resident use?

| Answer         | 0%  | 100% | Number of Response(s) | Response Ratio |
|----------------|---|------|-----------------------|----------------|
| Yes            |  |      | 201                   | 62.6 %         |
| No             |  |      | 118                   | 36.7 %         |
| No Response(s) |  |      | 2                     | <1 %           |
| <b>Totals</b>  |   |      | <b>321</b>            | <b>100%</b>    |

If so, would you be in favor of trail connectivity from year round parking provided impacts to wildlife and the environmental may be mitigated?

| Answer         | 0%  | 100% | Number of Response(s) | Response Ratio |
|----------------|---|------|-----------------------|----------------|
| Yes            |    |      | 169                   | 52.6 %         |
| No             |   |      | 130                   | 40.4 %         |
| No Response(s) |  |      | 22                    | 6.8 %          |
| <b>Totals</b>  |   |      | <b>321</b>            | <b>100%</b>    |




Would you like the ability for limited watercraft storage at the Tarn?

| Answer         | 0%  | 100% | Number of Response(s) | Response Ratio |
|----------------|---|------|-----------------------|----------------|
| Yes            |  |      | 85                    | 26.4 %         |
| No             |  |      | 230                   | 71.6 %         |
| No Response(s) |  |      | 6                     | 1.8 %          |
| <b>Totals</b>  |   |      | <b>321</b>            | <b>100%</b>    |

What type of access would you like to see at the Tarn? Ex: gated, restricted entry, year round access/maintenance. List all options..

241 Response(s)

Do you use the Tarn?

| Answer         | 0%   | 100% | Number of Response(s) | Response Ratio |
|----------------|--|------|-----------------------|----------------|
| Yes            |  |      | 275                   | 85.6 %         |
| No             |   |      | 42                    | 13.0 %         |
| No Response(s) |   |      | 4                     | 1.2 %          |
| <b>Totals</b>  |  |      | <b>321</b>            | <b>100%</b>    |

If you don't use the Tarn, why?

52 Response(s)

What activities would you like to see at the Tarn?

220 Response(s)




Any other thoughts on the Tarn?

127 Response(s)




**TextBlock:**

Parking for Recreation




Would you support the development of designated residential parking areas for access to recreation opportunities/activities?

| Answer         | 0%  | 100% | Number of Response(s) | Response Ratio |
|----------------|---|------|-----------------------|----------------|
| Yes            |  |      | 172                   | 53.5 %         |
| No             |  |      | 130                   | 40.4 %         |
| No Response(s) |  |      | 19                    | 5.9 %          |
| <b>Totals</b>  |   |      | <b>321</b>            | <b>100%</b>    |

Would you be in favor of formalized trailheads located within the town?

| Answer         | 0%  | 100% | Number of Response(s) | Response Ratio |
|----------------|---|------|-----------------------|----------------|
| Yes            |  |      | 160                   | 49.8 %         |
| No             |  |      | 147                   | 45.7 %         |
| No Response(s) |  |      | 14                    | 4.3 %          |
| <b>Totals</b>  |   |      | <b>321</b>            | <b>100%</b>    |

Would you support trail connectivity/walkability to eliminate the need for trailheads and designated parking within the town?

| Answer         | 0%  | 100% | Number of Response(s) | Response Ratio |
|----------------|---|------|-----------------------|----------------|
| Yes            |  |      | 208                   | 64.7 %         |
| No             |  |      | 92                    | 28.6 %         |
| No Response(s) |  |      | 21                    | 6.5 %          |
| <b>Totals</b>  |   |      | <b>321</b>            | <b>100%</b>    |




What type of restrictions or signage would you like to see?

141 Response(s)

**TextBlock:**

Recreation

Do you feel the Town has adequate recreational opportunities today?

| Answer         | 0%  | 100% | Number of Response(s) | Response Ratio |
|----------------|---|------|-----------------------|----------------|
| Yes            |  |      | 209                   | 65.1 %         |
| No             |  |      | 87                    | 27.1 %         |
| No Response(s) |  |      | 25                    | 7.7 %          |
| <b>Totals</b>  |   |      | <b>321</b>            | <b>100%</b>    |

---

If not, what type of recreational opportunities would you like the Town to pursue?

---

111 Response(s)

---




**TextBlock:**

---

Signage

---

Would you like to see way finding signage through town?

| Answer         | 0%  | 100% | Number of Response(s) | Response Ratio |
|----------------|---|------|-----------------------|----------------|
| Yes            |  |      | 93                    | 28.9 %         |
| No             |  |      | 199                   | 61.9 %         |
| No Response(s) |  |      | 29                    | 9.0 %          |
| <b>Totals</b>  |   |      | <b>321</b>            | <b>100%</b>    |